

HUME CARAVAN BOOTS



Available Options

Fill Options


Select from the Range of fill below




Black Checker Plate



Black Composite




Mill Checker Plate



Mill Propeller




Nova Grey



Silver Glass



White Smooth



White Glass



White Stucco

Trim Options

Select from the Range of Profiles below.

For further information on Extrusion Profiles, please see page 11.



EHC008



EHC009




EHC011




EHC012

Order Form


Specify:
Material




HUME CARAVAN BOOTS




B.F Blk C.P




Black Checker Plate




Black Composite




Mill Checker Plate




Mill Propeller
Plate




Nova Grey




Silver Glass



White Smooth



White Glass



White Stucco

B380 W BC.P 380 x 1524 W.F Black Checker.Plate

B380 W HV 380 x 1524 W.F Hume Vinyl

B380 W MC.P 380 x 1524 W.F Mill Checker.Plate

B380 W MP.P 380 x 1524 W.F Mill Propeller.Plate

B380 W W 380 X 1524 W.F White Smooth

B380 W WST 380 x 1524 W.F White Stucco

B450 B BC.P 450 x 1524 B.F Black Checker.Plate

B450 B HV 450 x 1524 B.F Hume Vinyl

B450 B MC.P 450 x 1524 B.F Mill Checker.Plate

B450 B MP.P 450 x 1524 B.F Mill Propeller.Plate

B450 B W 450 x 1524 B.F White Smooth

B450 B WST 450 x1524 B.F White Stucco

B380 B BC.P 380 x1524 B.F Black Checker.Plate

B380 B HV 380 x1524 B.F Hume Vinyl

B380 B MC.P 380 x1524 B.F Mill Checker.Plate

B380 B MP.P 380 x1524 B.F Mill Propeller.Plate

B380 B W 380 x1524 B.F White Smooth

B450 STYBC.P
Checker.Plate (Styrene)

B450 STYCUST
Insert (Styrene)

B450 STYMC.P
Checker.Plate (Styrene)

B450 STYW
Smooth (Styrene)

B450 W BC.P
Black Checker.Plate

B450 W CUST
Custom

B450 W HV
Hume Vinyl

B450 W MC.P
Checker.Plate

B450 W MP.P
Propeller.Plate

B450 W W
White Smooth

B450 W WST
White Stucco

B508 B BC.P

424 x1499 Black

424 x1499 Custom

424 x1499 Mill

424 x1499 White

450 x1524 W.F

450 x1524 W.F

450 x1524 W.F

450 x1524 W.F Mill

450 x1524 W.F Mill

450 x1524 W.F

450 x1524 W.F

508 x914 B.F Black