

# AL-KO OFF ROAD ELECTRIC DRUM BRAKE

## 10" With Park

331152 (Pair)



331151 (Left hand)      331150 (Right hand)

**Park Brake:** Yes

**Recommended maximum load on 13"/14" wheels**

1600 kg per pair

**Recommended maximum load on 15"/16" wheels**

1400 kg per pair

**Mounting Detail**

4 x 7/16" UNF x 76.15mm PCD

## 12" With Park

331352 (Pair)



331351 (Left hand)      331350 (Right hand)

**Recommended maximum load on 13"/14" wheels**  
N/A

**Recommended maximum load on 15"/16" wheels**  
2500 kg per pair


**Mounting Detail**

5 x 3/8" UNF x 98mm PCD Not equally spaced

## AL-KO's Off Road Magnet

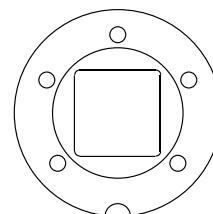
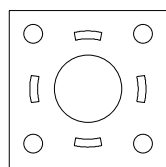
For off road application AL-KO have developed a unique magnet specifically designed to prolong magnet life. This magnet is identified by a special high tech "plastic" core in the centre of the magnet.

This core should be periodically inspected for wear and the magnet replaced if wear is evident. As the off road magnet does not use a magnet retaining clip, we suggest it is held in place for service installation by a light rubber band which will disintegrate on the first brake application.



**AL-KO's Off road magnets can be identified by the unique slot in place of a traditional cross.**

## ELECTRIC DRUM BRAKE MOUNTING PLATES



Pressed Mount Plate to suit 10" Electric brakes

Machined Mount Plate to suit 12" Electric brakes

Part No.	Description	To Fit Axle Size	Number of Holes & PCD
332100	10" Electric brake mounting plate (39mm bore)	40mm square	4 Holes on 76.15mm PCD
332150	10" Electric brake mounting plate (45mm bore)	45mm round / 45mm square & 50mm square	4 Holes on 76.15mm PCD
332350	12" Electric brake mounting plate (50mm square)	50mm square	5 Holes on 98mm PCD Not equally spaced
332301	12" Electric brake mounting plate (60mm bore)	56mm diameter	5 Holes on 98mm PCD Not equally spaced